







Společnost BDCOM se vypracovala díky třicetiletým zkušenostem v oblasti výzkumu a vývoje na jednoho z předních dodavatelů síťových produktů a jako hlavní OEM/ODM dodává velkému počtu globálních partnerů. Výhodou značky je široké portfolio produktů: switche bez managementu, L2/L3 switche, 2,5G switche, průmyslové switche, PON a bezdrátové jednotky,...

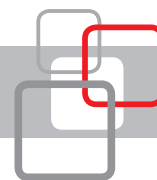
- skvělý poměr cena / výkon
- HW stacking
- redundantní zdroje (AC, DC)
- PoE nonstop power supply (S2510/S2900/S3900-48P6X)
- cloudový management zdarma
- 5 let záruka na L2/L3 switche a 2 roky záruka na switche bez managementu

L2 100M/1G Ethernet PoE Switche bez managementu pro kamerové systémy





			
Typ	S1000-4P2F/8P2F	S1200-8P2G/16P2G1S/24P2G1S/24P2G1S-370	S1500-4P2S/4P2G/4P1G1S/8P2S/8P2G/8P1G1S/16P2S/24P2S/24P2S-370
Main ports	4/8x 10/100T PoE+	8/16/24x 10/100T PoE+	4/8/16/24x 10/100/1000T PoE+
Uplink	2x 10/100T	2x 10/100/1000T	2x 10/100/1000T (4P2G,8P2G) 2x GE SFP (4P2S/8P2S/16P2S/24P2S-370) 1x GE SFP a 1x 10/100/1000 (4P1G1S/8P1G1S)
Features	VLAN isolation mode 1-4 port/1-8 port Default standard mode CCTV extension mode 1-4 port/1-8 port přepětová ochrana 6KV	VLAN isolation mode 1-8 port/1-16 port/1-24 port Default standard mode CCTV extension mode 1-8 port/1-16 port/9-24port přepětová ochrana 6KV	VLAN isolation mode 1-4 port/1-8 port/ 1-16 port/ 1-24 port Default standard mode CCTV extension mode 3-4 port/7-8 port/9-16 port/ 17-24port přepětová ochrana 4KV
PoE	PoE+: 60W (4P2F) / 90W (8P2F)	PoE+: 60W (8P2G), 180W (16P2G1S), 280W (24P2G1S), 370W (24P2G1S-370)	PoE+: 60W (4P2S/4P2G/4P1G1S), 110W (8P2S, 8P2G, 8P1G1S), 180W (16P2S) 280W (24P2S), 370W (24P2S-370)
Power Supply	AC (fanless)	AC (fanless)	AC (fanless)

L3 Lite 1G Ethernet Switche s managementem s 1G/10G uplinkem





			
Typ	S2510-C/10-P/20-P/28-C/28-P	S2900-8T4X/8P4X/24T4X/24P4X	S2900-48T4X/48T6X/48P6X/48P6X-370/48P6X-760
Main ports	8/16/24x 10/100/1000T	8/24x 10/100/1000T	48x 10/100/1000T
Uplink	2x GE SFP (10-C, 10-P) / 4x GE SFP (28-C) 2x GE Combo a 2x GE SFP (20-P) / 4x GE Combo (28-P)	4x 1/10GE SFP+	4/6x 1/10GE SFP+
Stacking	-	HW	HW
Features	L3 lite (Static, RIP, OSPF, ERPS), Cisco CLI, Cloud	L3 lite (Static, RIP, OSPF, ERPS), Cisco CLI, Cloud	L3 lite (Static, RIP, OSPF, ERPS), Cisco CLI, Cloud
PoE	PoE+: 130W (10-P) / 250W (20-P) / 370W (28-P)	PoE+: 125W (8P4X) / 370W (24P4X)	PoE+: 370W (48P4X-370) / 370W AC or 740W DC (48P4X) / 760W (48P4X-760)
Power Supply	AC, fanless (kromě 20-P, 28-P)	AC (8T4X/8P4X/24TX/24P4X) / 2AC (24T4X) / 2DC (24T4X), fanless (kromě 24-P4X)	AC (48T4X/48T6X) / 2AC (48T4X/48T6X/48P6X -370/48P6X-760) / 2DC (48T4X/48T6X) / AC+DC (48P6X)







L3 Lite 1G Ethernet Switche s managementem a 1G/10G uplinkem

				
Typ	S2900-24S8C4X	S2900-48S8C4X	S2900-2T10X	S2900-8T64X
Main ports	16x GE SFP a 8x GE Combo	48x GE SFP	2x 10/100/1000T	8x 1/10G RJ-45
Uplink	6x 1/10GE SFP+	6x 1/10GE SFP+	8x 1/10GE SFP+	4x 1/10GE SFP+
Stacking	HW	HW	HW	HW
Features	L3 lite (Static, RIP, OSPF, ERPS), Cisco CLI, Cloud	L3 lite (Static, RIP, OSPF, ERPS), Cisco CLI, Cloud	L3 lite (Static, RIP, OSPF, ERPS), Cisco CLI, Cloud	L3 lite (Static, RIP, OSPF, ERPS), Cisco CLI, Cloud
PoE	-	-	-	-
Power Supply	AC / 2AC / 2DC		AC/2AC	AC/2AC




L3 Full 1G Ethernet Switche s managementem a 1G/10G uplinkem

				
Typ	S3900-24T6X/24P6X/48T6X/48P6X	S3900-24S8T6X	S3900-24M6X	S3900-48S6X
Main ports	24/48x 10/100/1000T	24x GE SFP a 8x 10/100/1000T	24x GE SFP a 24x 10/100/1000T	48x GE SFP
Uplink	6x 1/10GE SFP+	6x 1/10GE SFP+	6x 1/10GE SFP+	6x 1/10GE SFP+
Stacking	HW	HW	HW	HW
Features	L3 Full (Static, RIP, OSPF, ERPS, PIM, BGP), Cisco CLI, Cloud	L3 Full (Static, RIP, OSPF, ERPS, PIM, BGP), Cisco CLI, Cloud	L3 Full (Static, RIP, OSPF, ERPS, PIM, BGP), Cisco CLI, Cloud	L3 Full (Static, RIP, OSPF, ERPS, PIM, BGP), Cisco CLI, Cloud
PoE	PoE+: 760W (24P6X/48P6X)	-	-	-
Power Supply	modulární až 2AC/2DC (1 AC v ceně)	modulární až 2AC/2DC (1 AC v ceně)	modulární až 2AC/2DC (1 AC v ceně)	modulární až 2AC/2DC (1 AC v ceně)

L3 Full 2,5G Ethernet Switche s managementem a 1G/10G uplinkem

				
Typ	S5700-8ET4X/8EP4X-120/8EP4X-370	S5700-24ET6X	S5700-24EP6X-370/S5700-24EP6X-760	S5700-48ET4X2Q
Main ports	8x 1/2.5G RJ45	24x 1/2.5G RJ45	8x 1/2.5G RJ45 PoE++ (90W) a 16x 1/2.5G RJ45 PoE+	48x 1/2.5G RJ45
Uplink	4x 1/10GE SFP+	6x 1/10GE SFP+	6x 1/10GE SFP+	4x 1/10GE SFP+ a 2x 40G QSFP+
Stacking	HW	HW	HW	HW
Features	L3 Full (Static, RIP, OSPF, ERPS, PIM, BGP), Cisco CLI, Cloud	L3 Full (Static, RIP, OSPF, ERPS, PIM, BGP), Cisco CLI, Cloud	L3 Full (Static, RIP, OSPF, ERPS, PIM, BGP), Cisco CLI, Cloud	L3 Full (Static, RIP, OSPF, ERPS, PIM, BGP), Cisco CLI, Cloud
PoE	PoE+, PoE++ (90W): 120W (8EP4X-370), 370W (8EP4X-370)	-	PoE+, PoE++ (90W): 370W (24EP6X-370), 760W (24EP6X-760)	-
Power Supply	AC	AC	AC	modulární až 2AC/2DC (1 AC v ceně)

L3 Full 10G Ethernet Switche s managementem a 40G/100G uplinkem

			
Typ	S5612E	S5800-24X2C	S5864HB
Main ports	12x 1/10G SFP+ a 8x 100/100/1000T	24x 1/10G SFP+	48x 1/10G SFP+
Uplink	-	2x 40/100G QSFP28	2x 40GE QSFP+ a 2x 40/100G QSFP28
Stacking	HW	HW	HW
Features	L3 Full (Static, RIP, OSPF, ERPS, PIM, BGP), Cisco CLI, Cloud	L3 Full (Static, RIP, OSPF, ERPS, PIM, BGP), Cisco CLI, Cloud	L3 Full (Static, RIP, OSPF, ERPS, PIM, BGP), Cisco CLI, Cloud
PoE	-	-	-
Power Supply	1AC / 2AC	modulární 2AC	modulární 2AC